



**ELEVATE**  
YOUR SPACE

Woodwright



# Woodwright

Woodwright has been manufacturing project specific custom wood products in Dallas, Texas since 1985.

We help commercial architects & designers specify a wood floor, unique wall application, or wood stair that is perfect for their project while ensuring it's in their client's best interest.

As a 100% custom manufacturer with no running line of products or colors we revolve our entire company's capabilities around your project.

Architectural drawings for custom stair fabrication. The drawings include a side view of a landing end cap with a hatched pattern and a width of 3/4". A top-down view shows a rectangular component with dimensions 1" and 5/8", and a radius of R/4. Another drawing shows a component with a width of 4 1/2" and a radius of R/4. A table in the top right corner lists project details.

# CUSTOM FABRICATION

Woodwright specializes in crafting project specific stair components to meet diverse design preferences and installation needs. From treads and risers to nosing, handrails, and even matching flooring, we provide a comprehensive range of bespoke made elements.



# TREAD DESIGNS

Explore our wide array of stair treads styles and capabilities. From classic solid treads to stable engineered options, as well as visually striking edge grain and wrapped box treads, we offer diverse design possibilities.

# SOLID TREADS

- § Solid wood
- § Laminated in width for stability
- § 1" – 1-3/4" thick
- § Use when ends are exposed
- § Matching Landing treads avail.



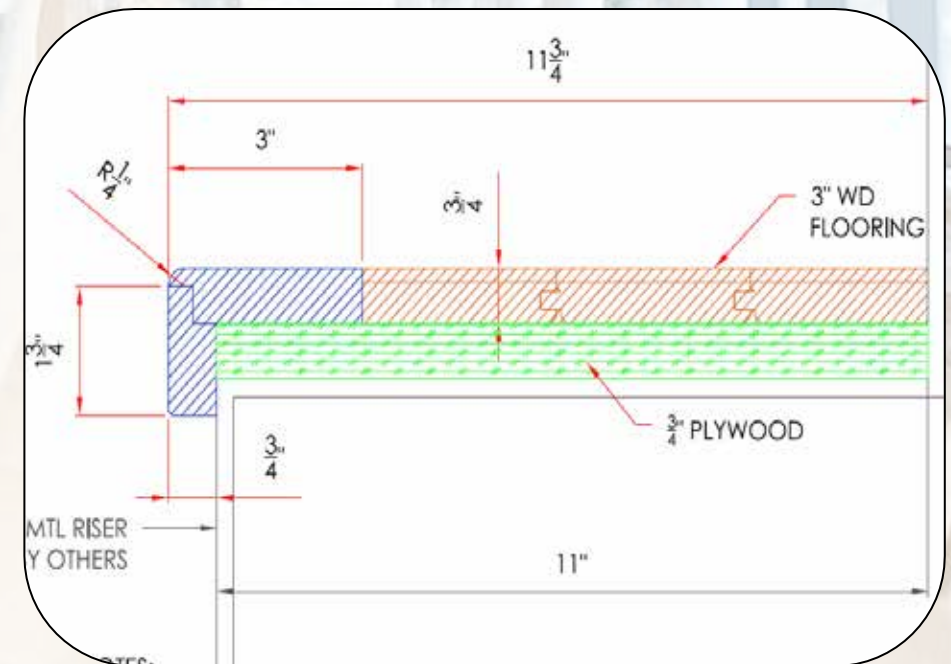
# EDGE GRAIN TREADS

- § Solid wood – Butcher Block style
- § Superior stability
- § 1” - 5”+ thick
- § Any specie and profile
- § Excellent for mass timber scenario



# ENGINEERED TREADS

- § Thick re-sandable wear layer
- § Increased stability
- § Lower profile –  $\frac{3}{4}$ " minimum
- § Integrated solid nosing
- § Use when ends are not exposed



# BOX TREADS


- § Engineered and Solid components
- § Fully or partially wrapped
- § Appearance of a beam or thick tread
- § 2-1/2" + thickness
- § 2 pc tread for ease of installation





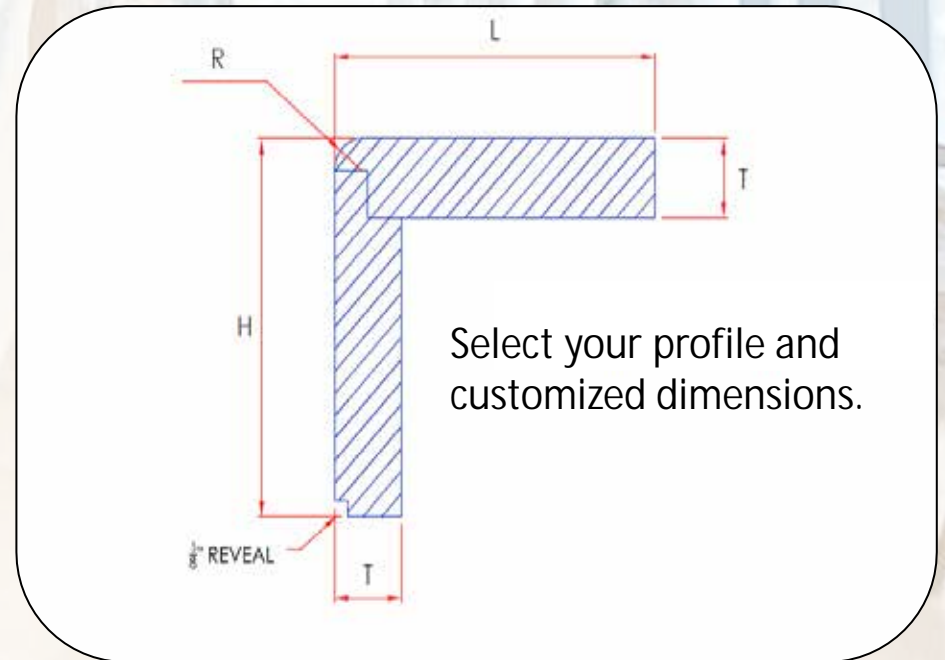
# STAIR RISERS

- § Wood - Solid or Engineered
- § Metal – Perforated or solid
- § Glass – Clear, Tinted or etched
- § CNC or Laser Cut
- § Leather




# SOLID NOSINGS

- § Use on landings, plinths etc.
- § Any profile
- § Any specie, cut or grade
- § Various Inlay options
- § Radius or straight



# MATCHING FLOORING

- § Shop finished to match treads
- § Used behind nosing to clad landings, plinths, seating etc.
- § Any specie, cut, width or grade
- § Engineered 1/2", 5/8" or 3/4" thick



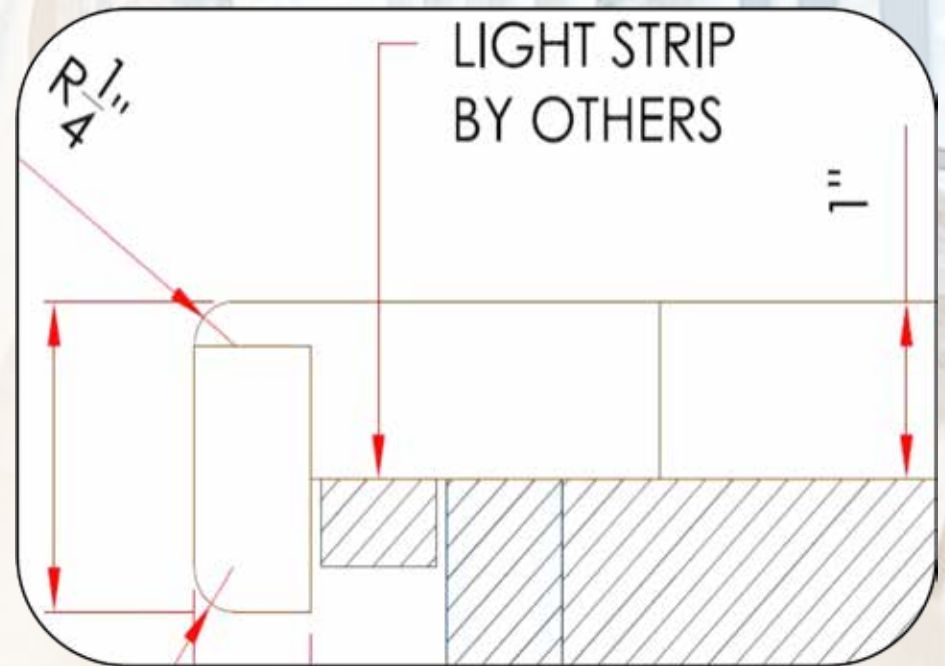


# DESIGN ELEMENTS

Elevate your design with the additional of details such as lighting, visual or antislip inlays, colorful epoxy or specialty finishes.

# INTEGRATED LIGHTING

- § Add channels or reveals to accommodate the lighting of your choice.
- § Lighting provided and installed by others




# NOSING INLAYS

- § Visual inlays – Wood, Brass or Aluminum
- § Anti-slip Balco inlays
- § Epoxy inlays – any design
- § Solid surface or mixed media inlays



# EPOXY INLAYS

- § CNC or Laser cut designs
- § Unlimited epoxy colors
- § Durable enough for commercial stairs
- § Get creative!



# SHOP FINISHED

- § Surface textures available
- § Matching Handrails
- § Matching Flooring
- § Commercial grade urethane
- § Anti-slip urethane optional








# PROJECT GALLERY

Over the years, we have collaborated with top architects, designers, and general contractors on a wide variety of projects containing wood stairs and tiered seating.


Here are a few of our favorite stair projects with these longstanding partners.


VARISPACE

Engineered plain sawn, white oak with  
integrated lighting in nosing channel
























[INSTALLATION & GCs](#)[ARCHITECTS & DESIGNERS](#)[PRODUCTS](#)

## Architects & Designers


[WHY WOODWRIGHT](#)[SPECIE SELECTION](#)[CUTS OF WOOD](#)[TEXTURE](#)[COLOR](#)[FINISH](#)[FAQ](#)


Explore our product offerings at [Woodwright.com](https://www.woodwright.com)

# Woodwright

Our experienced team of construction professionals can assist through design, sampling, and installation. Reach out to be connected with your dedicated A+D Consultant to Architect and Design Consultant.

**425 Regal Row, Dallas, TX 75247**

 [sales@woodwright.com](mailto:sales@woodwright.com)

 [www.woodwright.com](http://www.woodwright.com)



**214-630-8811**

